

Landing





A place to listen, lean, and lay things down – Landing creates spaces with a little more privacy for short breaks and chats.

Landing

208 range, design: Rudolph Schelling Webermann

When planning office space, one of the most important tasks is encouraging interaction between people. The decorative and sound-absorbent Landing wall relief gives spaces an upgrade, creating a welcoming atmosphere in areas where the likelihood of people bumping into one another is high but where room for seating groups and side tables is normally lacking – hallways, cross-over spaces, and stairwells. The combination of flat and projecting square elements provides all sorts of opportunities for people to take short breaks. The modules improve acoustics, create little corners for chats or phone calls, offer spaces to leave drinks or smartphones, and take the strain off people's feet.




208/1

Flat element
60 x 60 cm (23⁵/₈" x 23⁵/₈"),
depth 5 cm (2")




208/2

Projecting element with shelf
60 x 60 cm (23⁵/₈" x 23⁵/₈"),
depth 23 cm (9¹/₁₆")

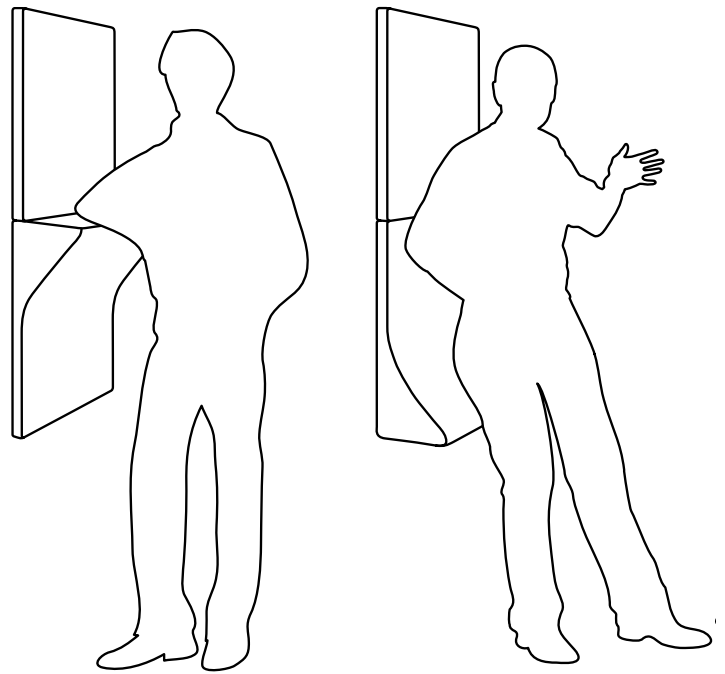


208/2

Projecting element
60 x 60 cm (23⁵/₈" x 23⁵/₈"), depth 23 cm (9¹/₁₆")




Landing consists of just two basic modules: a flat 60 x 60 cm (23⁵/₈ x 23⁵/₈-inch) square with a sound-absorbent element padded with 10 mm (3/₈-inch)-thick foam and covered in fabric, and a three-dimensional molded square of the same size which is similarly upholstered. The latter can be used in three ways depending on the way it's mounted: as a horizontal shelf, rotated vertically by 90° to create a divider and a place to lean against, and turned 180° horizontally to provide support when standing. If its intended purpose is to hold drinks, it can be fitted with a gray-coated steel plate with a textured matte finish, which is screwed on from the inside of the module and is easy to clean.




The modules are simply slotted into the wall fittings. As a result, the direction they're mounted in can be changed at any time. So Landing can change from somewhere to perch to somewhere to lean on, creating slightly more privacy and encouraging interaction with the other person at the table. There's no limit to the configurations: the flat and projecting elements can be positioned like a grid or staggered, as a closed group or casually spread over the wall – depending on the type of room, function, or design preferences.


Upholstery materials




37/34



54/20




60/28



62/11



63/001



66/72

37 Racer | 54 Pitch | 60 Blend | 62 Bond | 63 Auris | 66 Lona

A decorative and sound-absorbent wall relief that can be combined as desired to lean, sit, or place things on, consisting of upholstered and fabric-covered laminated wood modules (projecting element also made of MDF) and with four wall fittings each for assembly by the customer. Although they're not very thick, the modules comply with sound absorption class C. Due to the exclusive use of CMHR foam, depending on the fabric cover selected the upholstery can meet a range of fire protection classifications and standards.

In addition to the standard covers from the Wilkhahn fabric collection, customized styles are also available on request.



You can find all upholstery materials and additional colors in our media center.
The digital sample colors may differ from the originals.





Landing

208 range, design: Rudolph Schelling Webermann, 2018.

Wilkhahn Germany

Wilkening + Hahne GmbH+Co. KG, Fritz-Hahne-Straße 8, 31848 Bad Münder

Wilkhahn worldwide

Australia, Belgium, China, Deutschland, España, France, Hong Kong, Japan, Maroc, Nederland, Österreich, Polska, Schweiz, Singapore, South Africa, United Arab Emirates, United Kingdom, United States of America

wilkhahn.com